














# 2024 Ribaut Run 5k 10K

## Overall Results 10K

Plac	Bib Name	Nat.	Age	Gender	AG	First 5k	Second	Time	Registration	
10K										
1.	346	Durham, Stephen		54	M	M50-59	21:44.3	22:46.3	44:30.64	80170976
2.	343	Baisch, Greg		47	M	M40-49	21:44.3	23:15.2	44:59.54	80219589
3.	340	Hamilton, Gregory		60	M	M60-69	22:03.9	23:14.5	45:18.48	80259306
4.	362	Neal, Martin		33	M	M30-39	21:21.2	24:13.1	45:34.35	79791035
5.	301	Reedy, Hannah		21	F	F20-29	22:33.8	24:31.9	47:05.78	83491608
6.	350	Gibson, Jay		44	M	M40-49	24:27.5	23:54.9	48:22.47	80084952
7.	324	Mac, Joe		54	M	M50-59	23:13.4	25:56.3	49:09.82	82757876
8.	349	Snyder, Abigail		22	F	F20-29	24:37.8	25:37.0	50:14.86	80136834
9.	306	Thornberry, David		63	M	M60-69	25:09.1	25:06.2	50:15.40	83322141
10.	360	Killeen, Travis		30	M	M30-39	25:53.2	25:33.3	51:26.55	79921229
11.	369	Gilbert, Jonathan		28	M	M20-29	25:56.9	25:53.3	51:50.30	79676665
12.	310	Bartholomew, Zak		31	M	M30-39	26:25.5	25:37.5	52:03.09	83116176
13.	304	Schuck, Amy		33	F	F30-39	26:44.9	25:41.4	52:26.44	83347539
14.	385	Palokat, Scott		55	M	M50-59	26:32.0	27:01.9	53:33.92	78850833
15.	327	Torres, Jamil		28	M	M20-29	26:39.9	28:44.9	55:24.92	82460021
16.	315	Parker, Brent		39	M	M30-39	28:29.1	28:31.8	57:00.97	83022758
17.	303	Jessee, Sally		68	F	F60-69	27:39.2	29:28.0	57:07.22	83362554
18.	313	Fripp, Madison		22	F	F20-29	28:31.2	30:02.8	58:34.18	83045803
19.	318	Sauls, Jake		28	M	M20-29	28:09.8	30:58.3	59:08.26	82952363
20.	384	Iovine, Robert		35	M	M30-39	28:05.9	31:16.2	59:22.17	78870044
21.	353	Tang, Hanh		42	F	F40-49	30:29.4	28:56.2	59:25.72	79950583
22.	365	Comerford, Derek		60	M	M60-69	28:51.4	31:34.5	1:00:26.05	79729679
23.	326	Smith, Mary		60	F	F60-69	28:50.4	31:39.1	1:00:29.64	82539705
24.	325	Ball, Jenn		37	F	F30-39	29:33.4	31:47.1	1:01:20.61	82629314
25.	302	Gutzmirtil, Peter		43	M	M40-49	29:34.2	34:06.7	1:03:40.98	83426865
26.	329	Johnson, Julie		34	F	F30-39	31:05.6	32:39.4	1:03:45.04	82421007
27.	387	Ferguson, Melissa		48	F	F40-49	32:07.0	32:46.3	1:04:53.45	78844799
28.	316	Roth, Leigh		27	F	F20-29	29:36.9	36:58.3	1:06:35.36	83022757
29.	309	Murphy, Peter		61	M	M60-69	32:51.6	34:03.2	1:06:54.89	83193753
30.	357	Martin, Christen		35	F	F30-39	30:40.1	37:08.9	1:07:49.17	79931816
31.	339	Tyner, Emily		39	F	F30-39	32:52.5	36:01.5	1:08:54.07	80281160
32.	358	Daughtry, Brian		54	M	M50-59	31:03.9	38:28.0	1:09:31.99	79927945
33.	363	Bingham, Kathy		49	F	F40-49	33:09.4	36:26.6	1:09:36.12	79783607
34.	308	Miller, Emily		33	F	F30-39	32:42.3	37:19.3	1:10:01.76	83231151
35.	321	Lynch, Kameron		23	F	F20-29	34:31.9	35:58.2	1:10:30.24	82861653
36.	322	Mondor, Kylyn		29	F	F20-29	34:31.7	36:09.0	1:10:40.76	82846771
37.	331	Maurer, Mike		54	M	M50-59	34:30.4	37:17.8	1:11:48.28	82277336
38.	312	Reeves, Kristin		33	F	F30-39	35:00.5	37:48.9	1:12:49.53	83058425
39.	342	VanEffen, Erika		38	F	F30-39	31:26.9	41:23.8	1:12:50.84	80220628
40.	307	VanEffen, Nicholas		40	M	M40-49	31:26.8	41:24.1	1:12:50.94	83291173
41.	320	Thomas, Bethany		26	F	F20-29	35:30.7	38:11.0	1:13:41.84	82892661

## 2024 Ribaut Run 5k 10K

### Overall Results 10K

Plac	Bib Name	Nat.	Age	Gender	AG	First 5k	Second	Time	Registration
42.	352 Reeves, James		31	M	M30-39	36:16.6	39:39.6	1:15:56.28	80036347
43.	314 Orsen, Kristen		55	F	F50-59	35:05.8	41:56.6	1:17:02.52	83034944
44.	328 Malasarte, Maria		27	F	F20-29	35:59.2	43:11.9	1:19:11.23	82460019
45.	311 Rizzo, Nancy		61	F	F60-69	37:59.5	41:25.4	1:19:24.98	83116175
46.	330 Maurer, Susie		52	F	F50-59	40:10.0	40:35.1	1:20:45.21	82277337
47.	351 Hendershot, Renee		41	F	F40-49	38:25.8	44:22.1	1:22:47.95	80083309
48.	334 Tumlin, Casey		53	F	F50-59	47:49.1	40:11.0	1:28:00.17	80346426
49.	341 Storm, Terri		59	F	F50-59	42:11.9	47:15.0	1:29:27.04	80243174
50.	338 Williams, Ashleigh		37	F	F30-39	45:18.9	45:16.6	1:30:35.63	80290230
51.	336 Peebles, Mary		56	F	F50-59	47:49.8	43:19.0	1:31:08.94	80334077
52.	364 Lindsay, Anne		53	F	F50-59	47:50.6	43:18.6	1:31:09.29	79756650
53.	383 Trask, Amy		55	F	F50-59	47:47.8	43:21.6	1:31:09.48	78876459
54.	373 Mitchell, Meredith		46	F	F40-49	53:02.6	56:05.0	1:49:07.63	79349492

Number of records: 54